

The purpose of these exercises, is to build up an independence movements between foot and hands.

First, use this key note, to get the correct groove sounds

**KEY**

Then, apply the hands part of the "etudes" with following note value.

**Quarter note :**

example :

using **etude 1, number 1**, if applied on the hands, it would be

**eighth note :**

example : (using **etude 1, number 1**) it will played as written

**sixteenth note :**

example : using **etude 1 no.1** it will played like this

Apply the same idea for every number, or you can build up your own ideas, then share it with me / everybody. Keep drumming, and please keep this file as a freeware, AND please share ideas. If there is any comment, you can contact me at [edo@poboxes.com](mailto:edo@poboxes.com)

See you,

EDO

# Etude 1

12 numbered musical exercises for guitar, each consisting of a treble and bass staff with a capo. The exercises are arranged in two columns of six. Each exercise is a short piece of music, typically 4 or 6 measures long, ending with a double bar line and repeat dots. The exercises involve various rhythmic patterns and fingerings, often using the 'x' symbol to indicate muted notes or specific fretting techniques. The exercises are numbered 1 through 12.

1 **HC**

2 **HC**

3 **HC**

4 **HC**

5 **HC**

6 **HC**

7 **HC**

8 **HC**

9 **HC**

10 **HC**

11 **HC**

12 **HC**

# Etude2

1  
HC

Diagram 1: A two-staff system in common time. The top staff has notes G4, A4, B4, C5 with an 'x' above G4 and A4. The bottom staff has notes G3, A3, B3, C4 with an 'x' below G3 and A3. A repeat sign is at the end.

2  
HC

Diagram 2: A two-staff system in common time. The top staff has notes G4, A4, B4, C5 with an 'x' above B4 and C5. The bottom staff has notes G3, A3, B3, C4 with an 'x' below B3 and C4. A repeat sign is at the end.

3  
HC

Diagram 3: A two-staff system in common time. The top staff has notes G4, A4, B4, C5 with an 'x' above G4 and A4. The bottom staff has notes G3, A3, B3, C4 with an 'x' below G3 and A3. A repeat sign is at the end.

4  
HC

Diagram 4: A two-staff system in common time. The top staff has notes G4, A4, B4, C5 with an 'x' above B4 and C5. The bottom staff has notes G3, A3, B3, C4 with an 'x' below B3 and C4. A repeat sign is at the end.

5  
HC

Diagram 5: A two-staff system in common time. The top staff has notes G4, A4, B4, C5 with an 'x' above G4 and A4. The bottom staff has notes G3, A3, B3, C4 with an 'x' below G3 and A3. A repeat sign is at the end.

6  
HC

Diagram 6: A two-staff system in common time. The top staff has notes G4, A4, B4, C5 with an 'x' above B4 and C5. The bottom staff has notes G3, A3, B3, C4 with an 'x' below B3 and C4. A repeat sign is at the end.

7  
HC

Diagram 7: A two-staff system in common time. The top staff has notes G4, A4, B4, C5 with an 'x' above G4 and A4. The bottom staff has notes G3, A3, B3, C4 with an 'x' below G3 and A3. A repeat sign is at the end.

8  
HC

Diagram 8: A two-staff system in common time. The top staff has notes G4, A4, B4, C5 with an 'x' above B4 and C5. The bottom staff has notes G3, A3, B3, C4 with an 'x' below B3 and C4. A repeat sign is at the end.

9  
HC

Diagram 9: A two-staff system in common time. The top staff has notes G4, A4, B4, C5 with an 'x' above G4 and A4. The bottom staff has notes G3, A3, B3, C4 with an 'x' below G3 and A3. A repeat sign is at the end.

10  
HC

Diagram 10: A two-staff system in common time. The top staff has notes G4, A4, B4, C5 with an 'x' above B4 and C5. The bottom staff has notes G3, A3, B3, C4 with an 'x' below B3 and C4. A repeat sign is at the end.

11  
HC

Diagram 11: A two-staff system in common time. The top staff has notes G4, A4, B4, C5 with an 'x' above B4 and C5. The bottom staff has notes G3, A3, B3, C4 with an 'x' below B3 and C4. A repeat sign is at the end.

12  
HC

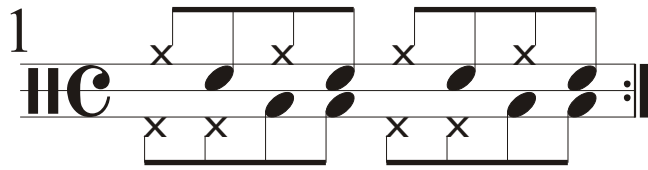
Diagram 12: A two-staff system in common time. The top staff has notes G4, A4, B4, C5 with an 'x' above G4 and A4. The bottom staff has notes G3, A3, B3, C4 with an 'x' below G3 and A3. A repeat sign is at the end.

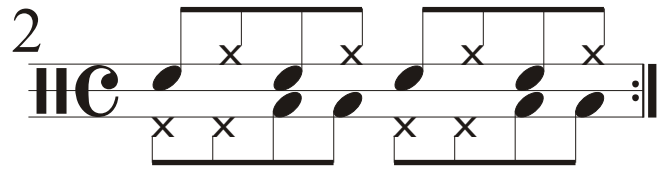
# Etude3

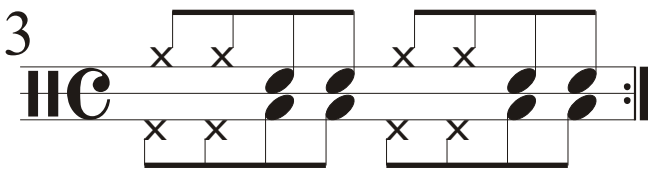
The image displays 12 numbered musical exercises for guitar, arranged in two columns. Each exercise consists of a treble staff and a bass staff, with a capo on the second fret. The exercises are as follows:

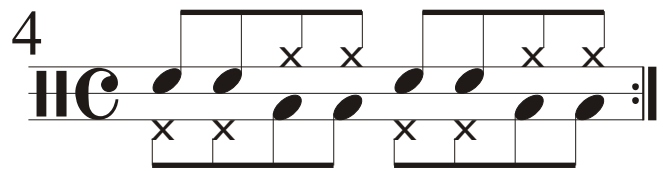
- Exercise 1:** Treble staff: x (2nd fret), (3rd fret), x (4th fret), (5th fret). Bass staff: (2nd fret), (3rd fret), x (4th fret), x (5th fret).
- Exercise 2:** Treble staff: (2nd fret), x (3rd fret), (4th fret), x (5th fret). Bass staff: (2nd fret), (3rd fret), x (4th fret), x (5th fret).
- Exercise 3:** Treble staff: x (2nd fret), x (3rd fret), (4th fret), (5th fret). Bass staff: (2nd fret), (3rd fret), x (4th fret), x (5th fret).
- Exercise 4:** Treble staff: (2nd fret), (3rd fret), x (4th fret), x (5th fret). Bass staff: (2nd fret), (3rd fret), x (4th fret), x (5th fret).
- Exercise 5:** Treble staff: x (2nd fret), (3rd fret), x (4th fret), x (5th fret). Bass staff: (2nd fret), (3rd fret), x (4th fret), x (5th fret).
- Exercise 6:** Treble staff: x (2nd fret), (3rd fret), (4th fret), x (5th fret). Bass staff: (2nd fret), (3rd fret), x (4th fret), x (5th fret).
- Exercise 7:** Treble staff: x (2nd fret), x (3rd fret), (4th fret), x (5th fret). Bass staff: (2nd fret), (3rd fret), x (4th fret), x (5th fret).
- Exercise 8:** Treble staff: x (2nd fret), (3rd fret), x (4th fret), (5th fret). Bass staff: (2nd fret), (3rd fret), x (4th fret), x (5th fret).
- Exercise 9:** Treble staff: x (2nd fret), (3rd fret), (4th fret), (5th fret). Bass staff: (2nd fret), (3rd fret), x (4th fret), x (5th fret).
- Exercise 10:** Treble staff: x (2nd fret), x (3rd fret), x (4th fret), (5th fret). Bass staff: (2nd fret), (3rd fret), x (4th fret), x (5th fret).
- Exercise 11:** Treble staff: (2nd fret), (3rd fret), (4th fret), x (5th fret). Bass staff: (2nd fret), (3rd fret), x (4th fret), x (5th fret).
- Exercise 12:** Treble staff: (2nd fret), x (3rd fret), x (4th fret), x (5th fret). Bass staff: (2nd fret), (3rd fret), x (4th fret), x (5th fret).

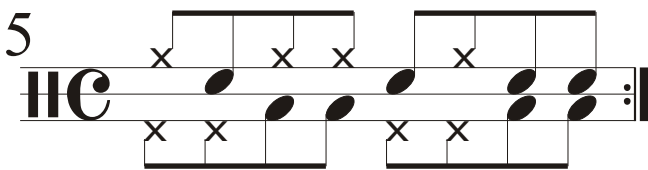
# Etude4

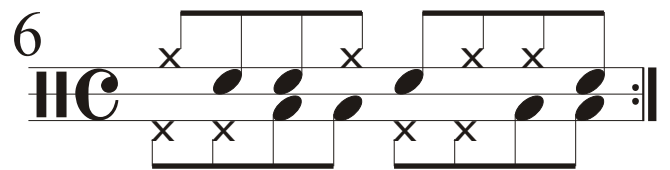
1 

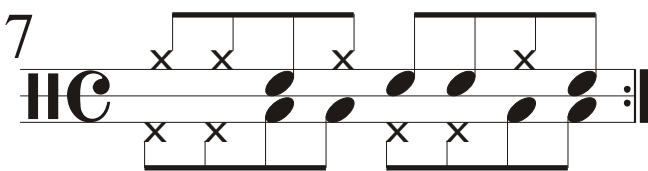
2 

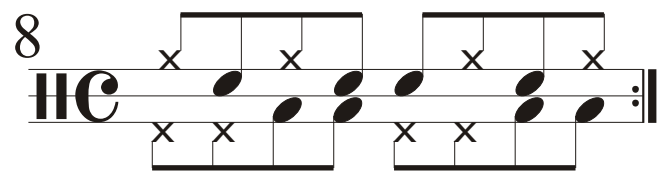
3 

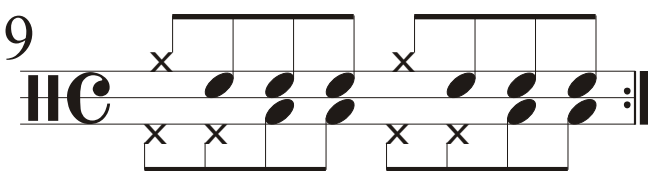
4 

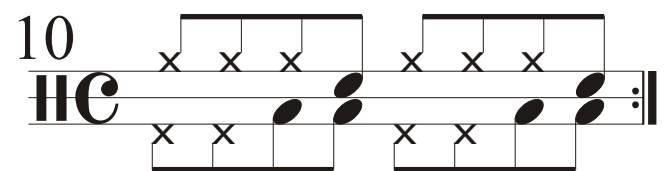
5 

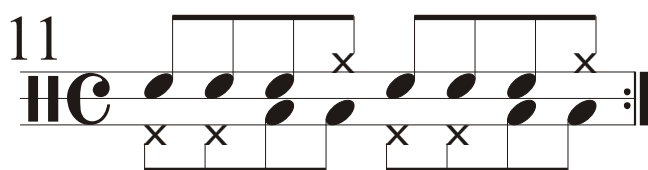
6 

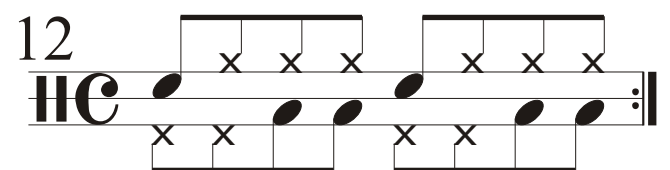
7 

8 

9 

10 

11 

12 



# Etude 6

12 numbered musical exercises for guitar, each consisting of a treble and bass staff with a capo on the first fret. The exercises are arranged in two columns of six. Each exercise is a short piece of music, typically 4 or 6 measures long, and ends with a double bar line and repeat dots. The exercises are numbered 1 through 12.

1 **HC**

2 **HC**

3 **HC**

4 **HC**

5 **HC**

6 **HC**

7 **HC**

8 **HC**

9 **HC**

10 **HC**

11 **HC**

12 **HC**

# Etude 7

1

2

3

4

5

6

7

8

9

10

11

12



# Etude 8

12 numbered musical exercises for guitar in C major, each with a treble and bass staff and a capo on the first fret. The exercises are arranged in two columns of six. Each exercise consists of two measures of music, with a repeat sign at the end. The exercises are numbered 1 through 12.

1 **HC**

2 **HC**

3 **HC**

4 **HC**

5 **HC**

6 **HC**

7 **HC**

8 **HC**

9 **HC**

10 **HC**

11 **HC**

12 **HC**

# Etude9

1 **C**

2 **C**

3 **C**

4 **C**

5 **C**

6 **C**

7 **C**

8 **C**

9 **C**

10 **C**

11 **C**

12 **C**

# Etude 10

12 numbered musical exercises for guitar, each consisting of a treble clef, a common time signature (C), and a specific fretboard diagram. The diagrams show the placement of fingers (represented by black dots) and fretted notes (represented by 'x' marks) on the strings. Exercises 1 through 12 are arranged in two columns of six. Each exercise is a two-measure phrase ending with a repeat sign. The fretboard diagrams are as follows:

- 1: Fret 1, strings 1-4.
- 2: Fret 2, strings 1-4.
- 3: Fret 3, strings 1-4.
- 4: Fret 4, strings 1-4.
- 5: Fret 5, strings 1-4.
- 6: Fret 6, strings 1-4.
- 7: Fret 7, strings 1-4.
- 8: Fret 8, strings 1-4.
- 9: Fret 9, strings 1-4.
- 10: Fret 10, strings 1-4.
- 11: Fret 11, strings 1-4.
- 12: Fret 12, strings 1-4.

# Etude 11

1

2

3

4

5

6

7

8

9

10

11

12

# Etude 12

1  
HC

2  
HC

3  
HC

4  
HC

5  
HC

6  
HC

7  
HC

8  
HC

9  
HC

10  
HC

11  
HC

12  
HC

# Etude 13

12 numbered musical exercises for guitar, each consisting of a treble staff and a bass staff. A capo is indicated on the second fret (HC). The exercises are as follows:

- Exercise 1:** Treble staff: x (open), 2nd fret, 3rd fret, 4th fret. Bass staff: 2nd fret, 3rd fret, 4th fret, 5th fret.
- Exercise 2:** Treble staff: 2nd fret, 3rd fret, 4th fret, 5th fret. Bass staff: x (open), 2nd fret, 3rd fret, 4th fret.
- Exercise 3:** Treble staff: x (open), 2nd fret, 3rd fret, 4th fret. Bass staff: x (open), 2nd fret, 3rd fret, 4th fret.
- Exercise 4:** Treble staff: 2nd fret, 3rd fret, 4th fret, 5th fret. Bass staff: x (open), 2nd fret, 3rd fret, 4th fret.
- Exercise 5:** Treble staff: x (open), 2nd fret, 3rd fret, 4th fret. Bass staff: x (open), 2nd fret, 3rd fret, 4th fret.
- Exercise 6:** Treble staff: x (open), 2nd fret, 3rd fret, 4th fret. Bass staff: 2nd fret, 3rd fret, 4th fret, 5th fret.
- Exercise 7:** Treble staff: x (open), 2nd fret, 3rd fret, 4th fret. Bass staff: x (open), 2nd fret, 3rd fret, 4th fret.
- Exercise 8:** Treble staff: x (open), 2nd fret, 3rd fret, 4th fret. Bass staff: 2nd fret, 3rd fret, 4th fret, 5th fret.
- Exercise 9:** Treble staff: x (open), 2nd fret, 3rd fret, 4th fret. Bass staff: x (open), 2nd fret, 3rd fret, 4th fret.
- Exercise 10:** Treble staff: x (open), 2nd fret, 3rd fret, 4th fret. Bass staff: 2nd fret, 3rd fret, 4th fret, 5th fret.
- Exercise 11:** Treble staff: 2nd fret, 3rd fret, 4th fret, 5th fret. Bass staff: x (open), 2nd fret, 3rd fret, 4th fret.
- Exercise 12:** Treble staff: x (open), 2nd fret, 3rd fret, 4th fret. Bass staff: x (open), 2nd fret, 3rd fret, 4th fret.